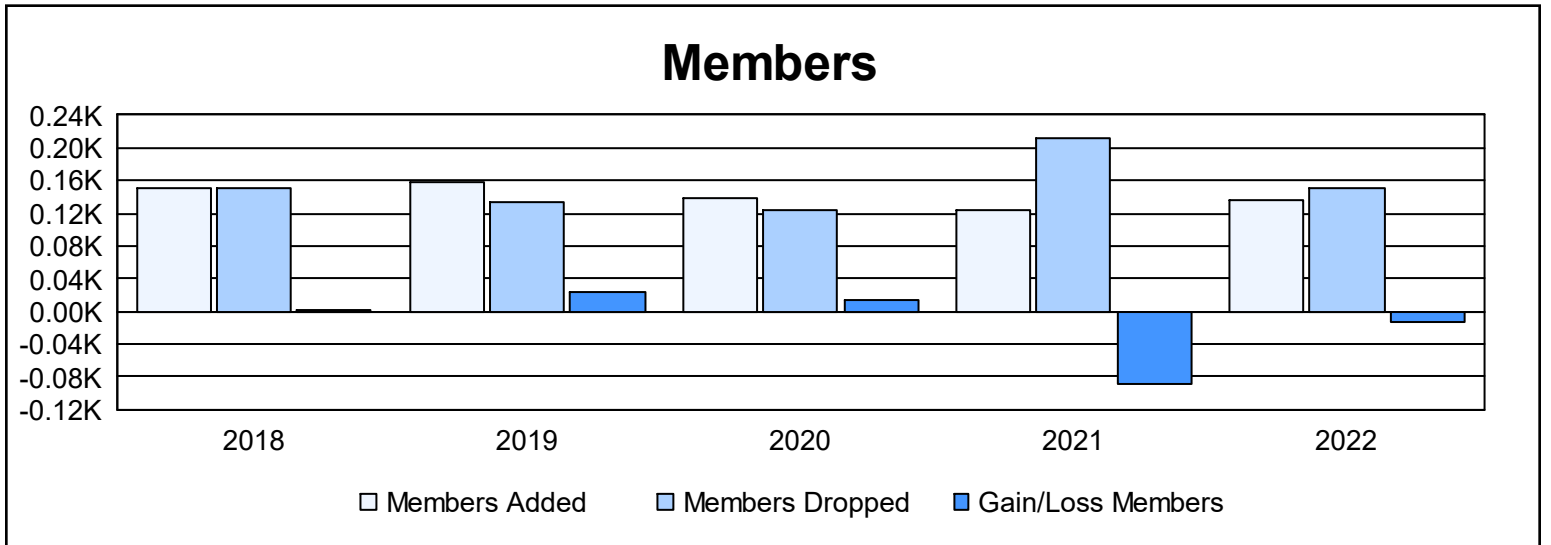
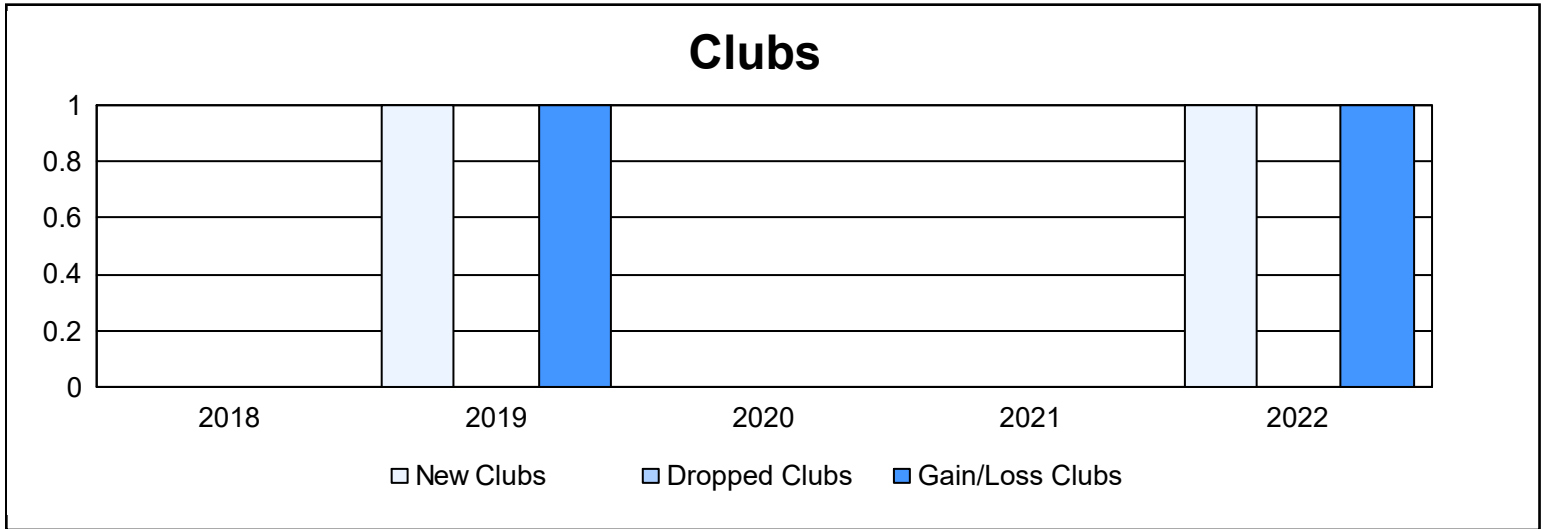
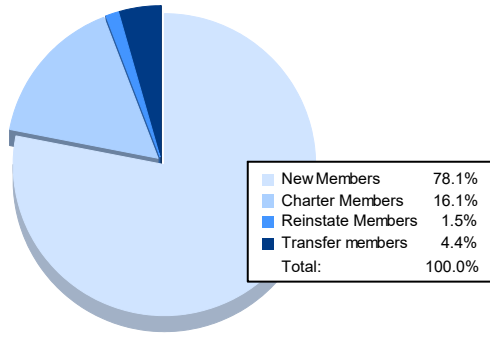


Year	New Clubs	Dropped Clubs	Gain/ Loss Clubs	New Members	Charter Members	Reinstate Members	Transfer Members	Total Member Added	Total Members Dropped	Gain/ Loss Members
2017-2018	0	0	0	135	3	6	7	151	150	1
2018-2019	1	0	1	116	36	1	4	157	134	23
2019-2020	0	0	0	120	2	8	8	138	125	13
2020-2021	0	0	0	110	2	3	8	123	211	-88
2021-2022	1	0	1	107	22	2	6	137	150	-13
<b>Average</b>	<b>0</b>	<b>0</b>	<b>0</b>	<b>118</b>	<b>13</b>	<b>4</b>	<b>7</b>	<b>141</b>	<b>154</b>	<b>-13</b>



### Membership Composition June 2022 Cumulative



### Gender Composition June 2022 Cumulative

